



## Mini Lathe Chucky Instructions

All of the Mini Lathe Chuckies simply slip over the live center. You may need to adjust them to get them to run true.



You must have a live center that looks like this to use these products.



The Mini Lathe Chuckies may be purchased individually or in a set of four.

The Goblet Chucky is for of course Goblets, but can also be used for any item you see fit.




The Chucky Cone is a 60° cone. This is a HARD cone that can be utilized for many projects.



The 60° cone allows for better access to the workpiece.

The Mini Lathe No-nose Cone is for bowls and such and may be used inside or outside the workpiece.



The Mini Lathe Rubber Chucky is for small Vessels or other workpieces.



**Kit consisting of 4 Mini Lathe Live Center Chuckies**



**The safe use of any Rubber Chucky product is entirely the responsibility of the purchaser/user. If you do not agree with this, please return the Rubber Chucky product immediately for a full refund. Your use of any Rubber Chucky Products, LLC product will constitute your agreement to your responsibility.**

**[WWW.RUBBERCHUCKY.COM](http://WWW.RUBBERCHUCKY.COM)**