

## **Goblet Chucky Instructions**

**Originally developed to aid in holding Goblets;  
this Chucky (like all of our other Chucky products)  
can be used for many other items.**



**The Goblet Chucky consists of four half balls (1", 1.25", 1.5" and 2" diameter) each  
with a 1/2-13 inserted flange nut.**

**It also includes a 1" and 2" diameter Dual Threaded Drive Chuckies,  
a Goblet Chucky Adapter and an Chucky MT2 Arbor.**

**The "flats" on the Adapter fit a 15/16" wrench to accommodate removal from the Arbor or Live Center.**

**The MT2 Arbor is optional because you may already have one.**




**If not, you will need one to fully utilize all the options of this Chucky.**

**Of course, you can also use the MT2 Chucky Arbor with most of our other products.**

**The Unique Dual Threaded Drive Chuckies will fit on both the 3/4-10 Live Center and Arbor  
plus they will also fit on the 1/2-13 threaded end of the Goblet Adapter.**

**There are several ways to mount the Goblet Chuckies to fit your workpiece.  
Some pictures are shown below.**

**Refer to our website for additional pictures and information.**



**The safe use of this product is entirely the responsibility of the purchaser. If you do not agree  
with this, please return the Rubber Chucky product immediately for a full refund. Your use of  
this product will constitute your agreement to your responsibility.**

**[WWW.RUBBERCHUCKY.COM](http://WWW.RUBBERCHUCKY.COM)**

**248-877-0828**

**[sales@rubberchucky.com](mailto:sales@rubberchucky.com)**